


# Black's Rack

*"We Combine Quality with Dependability"*

Size	Wall	Description	New/Used	M/M	Mill Certs	Wt/Ft	UOM	Qty/Ftg Available
48.000	1.125	48x1.125w ARO NEW IMPORT	N		Y	563.73	FT	227
48.000	1.000	48x1.00w ARO NEW IMPORT	N		Y	502.43	FT	523
48.000	1.000	48x1.00w ARO NEW IMPORT	N		Y	502.43	FT	585
48.000	1.000	48x1.00w ARO NEW MMU	N	Y	Y	502.43	FT	1,365
48.000	1.000	48x1.00w FBE NEW IMPORT	N		Y	502.43	FT	420
48.000	0.823	48x823w SPW NEW DOMESTIC	N		Y	415.06	FT	242
48.000	0.701	48x701w ARO API 5L SPW NEW	N		Y	354.44	FT	112
48.000	0.686	48x686w SPW NEW DOMESTIC	N		Y	346.97	FT	1,921
48.000	0.571	48x571w BARE API 5L SPW NEW	N		Y	289.51	FT	281
48.000	0.571	48x571w FBE API 5L SPW NEW	N		Y	289.51	FT	193
48.000	0.539	48x539w FBE SPW NEW DOM	N		Y	273.47	FT	569
48.000	0.539	48x539w FBE SPW NEW IMPORT	N		Y	273.47	FT	448
48.000	0.539	48x539w FBE SPW NEW MMU	N	Y	Y	273.47	FT	6,159
48.000	0.539	48x539w SPW NEW DOM	N		Y	273.47	FT	317
48.000	0.539	48x539w SPW NEW MMU	N	Y	Y	273.47	FT	716
42.000	0.650	42x650w FBE X70 NEW MMU	N	Y	Y	287.32	FT	212
42.000	0.600	42x600w FBE SPW NEW	N			265.54	FT	464
42.000	0.600	42x600w SPW NEW	N		Y	265.54	FT	247
42.000	0.500	42x500w SPW FBE NEW DOMESTIC	N		Y	221.82	FT	124
36.000	0.762	36x762w FBE/ARO X70 NEW MMU	N		Y	287.04	FT	342
36.000	0.700	36x700w ARO X65 NEW	N		Y	264.15	FT	586
36.000	0.700	36x700w FBE X65 NEW	N		Y	264.15	FT	3,428
36.000	0.667	36x667w GRAY FBE/ARO SPW NEW	N			251.93	FT	813
36.000	0.667	36x667w RED FBE SPW NEW SURPLUS	N			251.93	FT	1,901
36.000	0.625	37.25x625w SPW UNUSED	N			244.70	FT	2,224
36.000	0.618	36x618w ARO SPW NEW	N			233.75	FT	887
36.000	0.562	36x562w SPW NEW	N			212.90	FT	680
36.000	0.500	36x500w SPW NEW MMU	N	Y	Y	189.75	FT	654
36.000	0.465	36x465w FBE X70 NEW IMPORT	N		Y	176.64	FT	33,940
36.000	0.465	36x465w X70 SPW NEW	N		Y	176.71	FT	346
36.000	0.464	36x464w RED FBE SPW NEW SURPLUS	N			176.26	FT	1,016



# Black's Rack

*"We Combine Quality with Dependability"*


Size	Wall	Description	New/ Used	M/M	Mill Certs	Wt/Ft	UOM	Qty/Ftg Available
36.000	0.450	36x450w-625w MXD OD #1 USED	U			171.01	FT	251
36.000	0.375	36x375w NEW SPW MMU	N	Y	Y	142.82	FT	151
36.000	-	36in CULVERT STOCK	U			-	FT	368
30.000	0.625	30x625w A252-3 SPW NEW	N		Y	196.26	FT	359
30.000	0.500	30x500w SPW NEW MMU	N	Y	Y	157.68	FT	635
30.000	0.500	30x500w USED	U			157.53	FT	615
30.000	0.375	30x375w SPW NEW	N			118.77	FT	1,080
30.000	0.375	30x375w SPW NEW MMU	N	Y	Y	118.77	FT	353
26.000	0.500	26x500w ARO X70 NEW MMU	N	Y	Y	136.30	FT	667
26.000	0.281	26x281w TAR COATED USED	U			77.26	FT	553
26.000	-	26in CULVERT STOCK	U			-	FT	748
24.000	0.580	24x580w X65 ARO NEW IMPORT	N		Y	145.21	FT	762
24.000	0.580	24x580w X65 FBE NEW IMPORT	N		Y	145.21	FT	996
24.000	0.500	24x500w X52 NEW MMU	N	Y	Y	125.61	FT	1,364
24.000	0.500	24x500w X65 ARO NEW MMU	N	Y	Y	125.61	FT	218
24.000	0.500	24x500w X70 FBE NEW MMU	N	Y	Y	125.61	FT	8,383
24.000	0.375	24x375w A252-3 NEW MMU	N	Y	Y	94.71	FT	1,961
24.000	0.375	24x375w ARO X65 NEW MMU	n	Y	Y	94.71	FT	558
24.000	0.375	24x375w NEW MMU	N	Y	Y	94.71	FT	498
20.000	0.625	20x625w ARO X65 NEW IMPORT	N		Y	129.45	FT	811
20.000	0.500	20x500 ARO NEW SURPLUS	N			104.23	FT	1,643
20.000	0.500	20x500 NEW MMU	N	Y	Y	104.23	FT	330
20.000	0.500	20x500w ARO NEW	N			104.23	FT	289
20.000	0.500	20x500w BARE/FBE NEW SURPLUS	N			104.23	FT	335
20.000	0.500	20x500w BARE/FBE NEW SURPLUS	N			104.23	FT	761
20.000	0.500	20x500w FBE NEW SURPLUS	N			104.23	FT	437
20.000	0.500	20x500w NEW	N			104.23	FT	550
20.000	0.500	20x500w PITTED NEW SURPLUS	N			104.23	FT	430
20.000	0.375	20x350/400w CTE USED	U			78.68	FT	356
20.000	0.375	20x375w NEW MMU	N	Y	Y	78.67	FT	1,889



# Black's Rack

*"We Combine Quality with Dependability"*


Size	Wall	Description	New/ Used	M/M	Mill Certs	Wt/Ft	UOM	Qty/Ftg Available
20.000	0.281	20x281w CULVERT STOCK	U			59.23	FT	429
20.000	0.250	20x250w NEW MMU	N	Y	Y	52.78	FT	674
18.000	0.500	18x500w A500 NEW MMU	N	Y	Y	93.54	FT	447
18.000	0.375	18x375w NEW MMU	N	Y	Y	70.65	FT	432
18.000	0.313	18x313w NEW MMU	N	Y	Y	59.18	FT	1,300
16.000	0.844	16x844w FBE NEW MMU	N	Y	Y	136.74	FT	793
16.000	0.844	16x844w NEW SURPLUS	N			136.74	FT	322
16.000	0.500	16x500w FBE NEW SURPLUS	N			82.85	FT	469
16.000	0.500	16x500w NEW	N			82.85	FT	1,241
16.000	0.375	16x375w A252-3 NEW MMU	N	Y	Y	62.64	FT	901
16.000	0.375	16x375w FBE NEW	N			62.64	FT	479
16.000	0.375	16x375w NEW	N			62.64	FT	802
16.000	0.375	16x375w USED	U			62.64	FT	234
16.000	0.313	16x313w A500 NEW MMU	N	Y	Y	52.49	FT	875
16.000	0.281	16x281w FBE USED	U			47.25	FT	859
16.000	0.250	16x250w NEW MMU	N	Y	Y	42.09	FT	1,137
14.000	0.375	14x375w A500/A252 NEW MMU	N	Y	Y	54.62	FT	2,333
14.000	0.375	14x375w NEW	N			54.62	FT	716
14.000	0.313	14x313w A252 NEW MMU	N	Y	Y	45.80	FT	1,332
13.375	0.380	13.375x380w NEW	N			52.81	FT	346
12.750	0.500	12.75x500w FBE NEW SURPLUS	N			65.53	FT	700
12.750	0.500	12.75x500w FBE NEW SURPLUS	N			65.48	FT	1,483
12.750	0.500	12.75x500w FBE X52 NEW SURPLUS	N			65.48	FT	367
12.750	0.500	12.75x500w NEW	N			65.48	FT	420
12.750	0.500	12.75x500w X52 NEW SURPLUS	N			65.48	FT	284
12.750	0.375	12.75x375w FBE NEW	N			49.61	FT	982
12.750	0.375	12.75x375w FBE NEW SURPLUS	N			49.60	FT	1,190
12.750	0.375	12.75x375w FBE/ARO NEW	N			49.61	FT	585
12.750	0.375	12.75x375w NEW	N			49.61	FT	1,456
12.750	0.375	12.75x375w NEW MMU	N	Y	Y	49.61	FT	916



# Black's Rack

*"We Combine Quality with Dependability"*

Size	Wall	Description	New/Used	M/M	Mill Certs	Wt/Ft	UOM	Qty/Ftg Available
12.750	0.375	12.75x375w NEW MMU	N	Y	Y	49.61	FT	1,321
12.750	0.344	12.75x344w FBE NEW	N			45.62	FT	301
12.750	0.250	12.75x250w CULVERT NEW	N			33.41	FT	1,348
12.750	0.250	12.75x250w FBE NEW SURPLUS	N			33.41	FT	676
12.750	0.250	12.75x250w FBE USED	U			33.41	FT	2,138
12.750	0.219	12.75x219w FBE NEW SURPLUS	N			29.34	FT	1,324
12.000	0.250	12.00x250w NEW	N			31.43	FT	1,320
12.000	0.188	12.00x188w NEW	N			23.74	FT	315
12.000	0.180	12.00x180w NEW	N			22.74	FT	320
10.750	0.844	10.75x844w SCH 120 NEW SURPLUS	N			89.38	FT	143
10.750	0.725	10.75x725w NEW	N			77.70	FT	363
10.750	0.719	10.75x719w SCH100 NEW SURPLUS	N			77.10	FT	182
10.750	0.594	10.75x594w NEW SURPLUS	N			64.49	FT	689
10.750	0.545	10.75x545w TnC CASING USED	U			59.44	FT	484
10.750	0.500	10.75x500w FBE NEW SURPLUS	N			54.84	FT	1,082
10.750	0.500	10.75x500w NEW SURPLUS	N			54.79	FT	876
10.750	0.365	10.75x365w FBE NEW	N			41.59	FT	401
10.750	0.365	10.75x365w FBE NEW MMU	N	Y	Y	40.52	FT	782
10.750	0.365	10.75x365w FBE NEW MMU	N	Y	Y	40.52	FT	1,638
10.750	0.365	10.75x365w FBE NEW SURPLUS	N			40.52	FT	1,253
10.750	0.365	10.75x365w NEW	N			40.52	FT	1,257
10.750	0.365	10.75x365w NEW MMU	N	Y	Y	40.52	FT	468
10.750	0.365	10.75x365w NEW MMU	N	Y	Y	40.52	FT	488
10.750	0.279	10.75x279w FBE NEW SURPLUS	N			31.23	FT	1,000
10.750	0.279	10.75x279w NEW SURPLUS	N			31.23	FT	1,114
10.750	0.250	10.75x250w FBE NEW	N			28.06	FT	629
10.750	0.250	10.75x250w FBE NEW SURPLUS	N			28.06	FT	1,905
10.750	0.250	10.75x250w NEW IMPORT	N		Y	28.06	FT	1,593
10.000	0.250	10.00x250w A252-3 NEW IMPORT	N		Y	26.08	FT	268
9.625	0.312	9.625x312w NEW CASING	N			32.30	FT	651




# FRANK BLACK PIPE & SUPPLY CO.

1375 17th Avenue  
P.O. Box 325  
McPherson, KS 67460  
620-241-2582 Office  
620-241-8080 Fax  
www.frankblackpipe.com

## Black's Rack

*"We Combine Quality with Dependability"*


Size	Wall	Description	New/ Used	M/M	Mill Certs	Wt/Ft	UOM	Qty/Ftg Available
9.625		9.625 MXD WTS CULVERT	U			-	FT	314
8.625	0.500	8.625x500w NEW MMU	N	Y	Y	43.43	FT	319
8.625	0.500	8.625x500w NEW MMU	N	Y	Y	43.43	FT	1,473
8.625	0.322	8.625x322w ARO NEW SURPLUS	N			28.58	FT	796
8.625	0.322	8.625x322w FBE NEW	N			28.58	FT	1,842
8.625	0.322	8.625x322w FBE NEW	N			28.58	FT	2,685
8.625	0.322	8.625x322w FBE NEW	N			28.58	FT	3,485
8.625	0.322	8.625x322w NEW	N			28.58	FT	562
8.625	0.322	8.625x322w NEW	N			28.58	FT	2,939
8.625	0.322	8.625x322w NEW MMU	N	Y	Y	28.58	FT	3,206
8.625	0.322	8.625x322w USED	U			28.54	FT	367
8.625	0.250	8.625x250w FBE NEW	N			22.38	FT	820
8.625	0.250	8.625x250w NEW MMU	N	Y	Y	22.38	FT	483
8.625	0.219	8.625x219w FBE & ARO USED	U			19.68	FT	5,044
8.625	0.219	8.625x219w FBE NEW SURPLUS	N			19.68	FT	914
8.625	0.188	8.625x188w NEW MMU	N	Y	Y	16.96	FT	2,526
8.625	0.188	8.625x188w SCRAPED CLEAN USED	U			16.96	FT	1,774
8.625	-	8.625in POND DRAIN or CULVERTS	U			-	FT	2,860
7.000	0.317	7.00x317w TnC CASING NEW	N			22.65	FT	2,256
6.625	0.280	6.625x280w A500 NEW MMU	N	Y	Y	18.99	FT	533
6.625	0.280	6.625x280w ARO NEW	N			18.99	FT	353
6.625	0.280	6.625x280w CLEANED USED	U			18.99	FT	3,148
6.625	0.280	6.625x280w FBE NEW	N			19.03	FT	921
6.625	0.280	6.625x280w NEW	N			18.99	FT	1,354
6.625	0.188	6.625x188w FBE NEW SURPLUS	N			12.93	FT	1,784
6.625	0.188	6.625x188w USED	U			12.94	FT	1,600
6.625	0.156	6.625x156w FBE NEW SURPLUS	N			10.80	FT	1,016
4.500	0.237	4.50x237w FBE NEW MMU	N	Y	Y	10.80	FT	428
4.500	0.237	4.50x237w NEW MMU	N	Y	Y	10.80	FT	1,689
5.500	-	5.50in MXD WTS NEW STRUCT	N			17.00	FT	628



# Black's Rack

*"We Combine Quality with Dependability"*


Size	Wall	Description	New/ Used	M/M	Mill Certs	Wt/Ft	UOM	Qty/Ftg Available
5.500	-	5.50in STRUCTURAL USED	U			15.50	FT	5,791
4.500	0.337	4.50x337w FBE NEW	N			14.98	FT	1,011
4.500	0.250	4.50x250w NEW	N			11.33	FT	3,906
4.500	0.237	4.50x237w FBE USED	U			10.80	FT	912
4.500	0.237	4.50x237w NEW	N			10.80	FT	590
4.500	0.188	4.50x188w FBE NEW	N			8.66	FT	2,325
4.500	0.156	4.50x156w FBE USED	U			7.24	FT	14,574
4.500	-	4.50in MXD WTS GOOD USED	U			10.50	FT	4,550
4.000	0.134	4.00x134w 10ga USED	U			5.54	FT	2,328
3.500	0.254	3.50in TUBING USED	U			9.30	FT	8,948
3.500	0.216	3.50x216w FBE NEW	N			7.58	FT	1,427
3.500	0.188	3.50x188w NEW FBE	N			6.65	FT	1,433
2.875	0.217	2.875x217w PE TUBING NEW	N			6.17	FT	6,682
2.375	0.218	2.375x218w FBE NEW	N			5.02	FT	4,614
2.375	0.218	2.375x218w SCH 80 NEW	N			5.02	FT	1,289
2.375	0.190	2.375in TUBING USED	U			4.70	FT	4,126
2.375	0.154	2.375x154w NEW MMU	N	Y	Y	3.66	FT	1,428
2.375	-	2.375x174w PE TUBING NEW	N			4.09	FT	7,216
1.900	0.145	1.50x145w NEW MMU	N	Y	Y	2.72	FT	3,008
1.900	0.145	1.50x145w NEW REJECT	N			2.72	FT	4,220
1.660	0.140	1.250x140w NEW	N			2.27	FT	2,121
1.660	0.116	1.250in 11ga NEW	N			1.45	FT	2,479
1.315	0.133	1.00x133w A53-A NEW IMPORT	N		Y	1.68	FT	32,340
1.050	0.113	0.75x113w A53-A NEW IMPORT	N		Y	1.13	FT	91,292
0.840	0.109	0.50x109w A53-A NEW IMPORT	N		Y	0.85	FT	286,947
0.840	0.109	0.50x109w NEW REJECT	N			0.86	FT	22,785
0.840	0.109	0.50x109w TnC A53-A NEW IMPORT	N		Y	0.85	FT	600
0.500	0.109	0.50x109w TnC A53-A NEW IMPORT	N		Y	0.85	FT	24,000
0.500	0.109	0.50x109w TnC NEW	N			0.85	FT	5,760
4.500	0.237	4.50x237w A53 GALVANIZED PIPE	N			10.79	FT	2,226



# Black's Rack

*"We Combine Quality with Dependability"*


Size	Wall	Description	New/ Used	M/M	Mill Certs	Wt/Ft	UOM	Qty/Ftg Available
14.000	0.312	14x10x312w RECT TUBE NEW	N			48.86	FT	80
12.000	0.375	12x375w SQ TUBE NEW	N			58.10	FT	300
12.000	0.375	12x375w SQ TUBE NEW MMU	N	Y	Y	58.10	FT	370
10.000	0.500	10x500w SQ TUBE NEW MMU	N	Y	Y	62.46	FT	321
10.000	0.500	10x8x500w RECT TUBE NEW	N			55.66	FT	80
10.000	0.375	10x375w SQ TUBE NEW	N	Y	Y	47.90	FT	477
10.000	0.250	10x250w SQ TUBE NEW	N			32.63	FT	119
10.000	0.250	10x250w SQ TUBE NEW MMU	N	Y	Y	32.63	FT	241
10.000	0.188	10x4x188w RECT TUBE NEW	N			17.08	FT	352
8.000	0.500	8x6x500w RECT TUBE NEW	N			42.05	FT	160
8.000	0.375	8x375w SQ TUBE NEW	N			37.69	FT	103
8.000	0.375	8x375w SQ TUBE NEW	N			37.69	FT	241
8.000	0.375	8x375w SQ TUBE NEW MMU	N	Y	Y	37.69	FT	673
8.000	0.313	8x313w SQ TUBE NEW MMU	N	Y	Y	31.84	FT	561
8.000	0.312	8x312w SQ TUBE NEW	N			31.84	FT	100
8.000	0.250	8x250w SQ TUBE NEW	N			25.82	FT	166
8.000	0.250	8x250w SQ TUBE NEW MMU	N	Y	Y	25.85	FT	481
8.000	0.188	8x4x188w RECT TUBE NEW	N			14.53	FT	160
7.000	0.250	7x250w SQ TUBE NEW	N			22.42	FT	132
6.000	0.500	6x500w SQ TUBE NEW	N			35.24	FT	98
6.000	0.375	6x375w SQ TUBE NEW	N			27.48	FT	1,805
6.000	0.375	6x375w SQ TUBE NEW MMU	N	Y	Y	27.48	FT	210
6.000	0.312	6x3x312w RECT TUBE NEW	N			16.96	FT	118
6.000	0.250	6x250w SQ TUBE NEW	N			19.02	FT	120
6.000	0.250	6x250w SQ TUBE NEW	N			19.02	FT	448
6.000	0.188	6x188w SQ TUBE NEW	N			14.53	FT	468
6.000	0.188	6x2x188 RECT TUBE NEW	N			9.42	FT	262
6.000	0.120	6x2x120w RECT TUBE NEW	N			6.46	FT	280
6.000	0.083	6x2x083w SQ TUBING NEW REJECT	N			4.36	FT	466
5.000	0.375	5x375w SQ TUBE NEW	N			22.37	FT	480



# Black's Rack

*"We Combine Quality with Dependability"*

Size	Wall	Description	New/ Used	M/M	Mill Certs	Wt/Ft	UOM	Qty/Ftg Available
4.000	0.500	4x500w SQ TUBE NEW MMU	N	Y	Y	21.63	FT	288
4.000	0.375	4x375w SQ TUBE NEW MMU	N	Y	Y	17.27	FT	182
4.000	0.188	4x188w SQ TUBE NEW	N			9.42	FT	99
4.000	0.120	4x120w 11ga SQ TUBE NEW	N			6.46	FT	539
3.000	0.375	3x375w SQ TUBE NEW MMU	N	Y	Y	12.17	FT	480
3.000	0.250	3x250w SQ TUBE NEW	N			8.81	FT	165
3.000	0.250	3x2x250w SQ TUBING NEW	N			7.11	FT	618
3.000	0.188	3x188w SQ TUBE NEW	N			6.87	FT	498
3.000	0.083	3x14ga SQ TUBE NEW	N			3.26	FT	380
2.500	0.250	2.50x250w SQ TUBE NEW	N			7.65	FT	331
2.500	0.250	2.50x250w SQ TUBE NEW	N			7.65	FT	440
2.500	0.188	2.50x188w SQ TUBE NEW	N			5.59	FT	95
2.000	0.188	2x188w SQ TUBE NEW	N			4.32	FT	10,752
6.000	0.500	6in x .500in FLAT BAR	N			10.21	FT	491
2.000	0.250	2in x .250in FLAT BAR	N			1.74	FT	2,900
1.125	-	1.125in HR SQ BAR C1045	N			4.31	FT	1,258
1.000	0.250	1in x .250in FLAT BAR NEW	N			0.85	FT	5,270
0.500		0.500 HR SQUARE BAR NEW	N			0.85	FT	5,200
6.000	0.320	6x6x25lb WF BEAM NEW	N			25.00	FT	552
6.000	-	6x200web CHANNEL IRON NEW	N			8.20	FT	740
4.000	0.375	4x4x375 ANGLE IRON NEW	N			9.80	FT	2,390
4.000	0.250	4x4x.250 ANGLE IRON NEW	N			6.60	FT	1,659
3.000	0.250	3x.250in ANGLE IRON NEW	N			4.90	FT	2,000
3.000	0.188	3x3x188in ANGLE IRON NEW	N			3.71	FT	1,071
2.500	0.250	2.50x2.50x250w ANGLE IRON NEW	N			4.10	FT	1,180
2.500	0.188	2.50x2.50x188w ANGLE IRON NEW	N			3.07	FT	2,820
2.000	0.140	2x1x125in CHANNL IRON NEW	N			1.59	FT	620
2.000	-	2in x .250in ANGLE IRON NEW	N			3.19	FT	1,300
1.500	0.250	1.50in x .250in ANGLE IRON	U			2.34	FT	3,300
1.063	-	NEW PLATE STEEL 1.063in	N			43.39	LB	3,611



# Black's Rack

*"We Combine Quality with Dependability"*

Size	Wall	Description	New/Used	M/M	Mill Certs	Wt/Ft	UOM	Qty/Ftg Available
0.500	-	NEW PLATE STEEL 0.500in	N			-	LB	3,716
0.500	-	NEW PLATE STEEL 0.500in- 4x7 SHEETS	N			571.74	PC	9
0.500	-	NEW PLATE STEEL 0.500in- 6x8 SHEETS	N			980.12	PC	32
0.375	-	NEW PLATE 0.375-4x7ft SHEETS	N			428.80	PC	6
0.375	-	NEW PLATE 0.375-4x8ft SHEETS	N			490.06	PC	43
0.375	-	NEW PLATE 0.375-5x8ft SHEETS	N			612.58	PC	5
0.375	-	NEW PLATE 0.375-6x6.17ft SHEETS	N			566.63	PC	6
0.312	-	NEW PLATE 0.312-6x10ft SHEET	N			764.49	PC	53
0.250		NEW PLATE 0.250in-4x8ft SHEET	N			326.72	PC	139
0.250		NEW PLATE 0.250in-5x10ft SHEET	N			510.48	PC	42
0.105		NEW TREAD PLATE 0.105in-4x5ft 12ga	N			108.50	PC	19

## Contact one of our Sales Team Members

**Jesse Edmonson, Sales Account Manager**  
JesseE@frankblackpipe.com  
D: 620.718.6005

**Dustin Underwood, Sales & Business Development Manager**  
DustinU@frankblackpipe.com  
D: 620.241.2689

**Lynne Underwood, General Manager**  
LynneU@frankblackpipe.com  
O: 620.241.2582



**Ben Hornbeck, Logistics & Sales Coordinator**  
BenH@frankblackpipe.com  
D: 620.718.6007



**rightpipe. rightprice. rightpeople.**