


Black's Rack

"We Combine Quality with Dependability"

| Size | Wall | Description | New/Used | M/M | Mill Certs | Wt/Ft | UOM | Qty/Ftg Available |
|--------|-------|---------------------------------|----------|-----|------------|--------|-----|-------------------|
| 48.000 | 1.125 | 48x1.125w ARO NEW IMPORT | N | | Y | 563.73 | FT | 227 |
| 48.000 | 1.000 | 48x1.00w ARO NEW IMPORT | N | | Y | 502.43 | FT | 523 |
| 48.000 | 1.000 | 48x1.00w ARO NEW IMPORT | N | | Y | 502.43 | FT | 585 |
| 48.000 | 1.000 | 48x1.00w ARO NEW MMU | N | Y | Y | 502.43 | FT | 1,365 |
| 48.000 | 1.000 | 48x1.00w FBE NEW IMPORT | N | | Y | 502.43 | FT | 240 |
| 48.000 | 0.823 | 48x823w SPW NEW DOMESTIC | N | | Y | 415.06 | FT | 242 |
| 48.000 | 0.701 | 48x701w ARO API 5L SPW NEW | N | | Y | 354.44 | FT | 112 |
| 48.000 | 0.686 | 48x686w SPW NEW DOMESTIC | N | | Y | 346.97 | FT | 1,678 |
| 48.000 | 0.571 | 48x571w BARE API 5L SPW NEW | N | | Y | 289.51 | FT | 281 |
| 48.000 | 0.571 | 48x571w FBE API 5L SPW NEW | N | | Y | 289.51 | FT | 193 |
| 48.000 | 0.539 | 48x539w FBE SPW NEW DOM | N | | Y | 273.47 | FT | 569 |
| 48.000 | 0.539 | 48x539w FBE SPW NEW IMPORT | N | | Y | 273.47 | FT | 448 |
| 48.000 | 0.539 | 48x539w FBE SPW NEW MMU | N | Y | Y | 273.47 | FT | 6,119 |
| 48.000 | 0.539 | 48x539w SPW NEW DOM | N | | Y | 273.47 | FT | 317 |
| 42.000 | 0.650 | 42x650w FBE X70 NEW MMU | N | Y | Y | 287.32 | FT | 212 |
| 42.000 | 0.600 | 42x600w FBE SPW NEW | N | | | 265.54 | FT | 464 |
| 42.000 | 0.600 | 42x600w SPW NEW | N | | Y | 265.54 | FT | 656 |
| 42.000 | 0.500 | 42x500w SPW FBE NEW DOMESTIC | N | | Y | 221.82 | FT | 124 |
| 36.000 | 0.762 | 36x762w FBE/ARO X70 NEW MMU | N | | Y | 287.04 | FT | 342 |
| 36.000 | 0.700 | 36x700w ARO X65 NEW | N | | Y | 264.15 | FT | 586 |
| 36.000 | 0.700 | 36x700w FBE X65 NEW | N | | Y | 264.15 | FT | 3,520 |
| 36.000 | 0.667 | 36x667w GRAY FBE/ARO SPW NEW | N | | | 251.93 | FT | 813 |
| 36.000 | 0.667 | 36x667w RED FBE SPW NEW SURPLUS | N | | | 251.93 | FT | 1,901 |
| 36.000 | 0.625 | 37.25x625w SPW UNUSED | N | | | 244.70 | FT | 2,208 |
| 36.000 | 0.618 | 36x618w ARO SPW NEW | N | | | 233.75 | FT | 162 |
| 36.000 | 0.562 | 36x562w SPW NEW | N | | | 212.90 | FT | 680 |
| 36.000 | 0.500 | 36x500w SPW NEW MMU | N | Y | Y | 189.75 | FT | 654 |
| 36.000 | 0.465 | 36x465w FBE X70 NEW IMPORT | N | | Y | 176.64 | FT | 26,498 |
| 36.000 | 0.465 | 36x465w X70 SPW NEW | N | | Y | 176.71 | FT | 346 |
| 36.000 | 0.464 | 36x464w RED FBE SPW NEW SURPLUS | N | | | 176.26 | FT | 1,016 |
| 36.000 | 0.450 | 36x450w-625w MXD OD #1 USED | U | | | 171.01 | FT | 251 |



Black's Rack

"We Combine Quality with Dependability"


| Size | Wall | Description | New/Used | M/M | Mill Certs | Wt/Ft | UOM | Qty/Ftg Available |
|--------|-------|------------------------------|----------|-----|------------|--------|-----|-------------------|
| 36.000 | 0.375 | 36x375w NEW SPW MMU | N | Y | Y | 142.82 | FT | 151 |
| 36.000 | - | 36in CULVERT STOCK | U | | | - | FT | 368 |
| 30.000 | 0.625 | 30x625w A252-3 SPW NEW | N | | Y | 196.26 | FT | 359 |
| 30.000 | 0.500 | 30x500w SPW NEW MMU | N | Y | Y | 157.68 | FT | 635 |
| 30.000 | 0.500 | 30x500w USED | U | | | 157.53 | FT | 615 |
| 30.000 | 0.375 | 30x375w SPW NEW | N | | | 118.77 | FT | 819 |
| 30.000 | 0.375 | 30x375w SPW NEW MMU | N | Y | Y | 118.77 | FT | 351 |
| 26.000 | 0.500 | 26x500w ARO X70 NEW MMU | N | Y | Y | 136.30 | FT | 667 |
| 26.000 | - | 26in CULVERT STOCK | U | | | - | FT | 1,302 |
| 24.000 | 0.580 | 24x580w X65 ARO NEW IMPORT | N | | Y | 145.21 | FT | 762 |
| 24.000 | 0.580 | 24x580w X65 FBE NEW IMPORT | N | | Y | 145.21 | FT | 996 |
| 24.000 | 0.500 | 24x500w X52 NEW MMU | N | Y | Y | 125.61 | FT | 1,352 |
| 24.000 | 0.500 | 24x500w X65 ARO NEW MMU | N | Y | Y | 125.61 | FT | 218 |
| 24.000 | 0.500 | 24x500w X70 FBE NEW MMU | N | Y | Y | 125.61 | FT | 8,040 |
| 24.000 | 0.375 | 24x375w A252-3 NEW MMU | N | Y | Y | 94.71 | FT | 1,981 |
| 24.000 | 0.375 | 24x375w ARO X65 NEW MMU | n | Y | Y | 94.71 | FT | 558 |
| 24.000 | 0.375 | 24x375w NEW MMU | N | Y | Y | 94.71 | FT | 951 |
| 20.000 | 0.625 | 20x625w ARO X65 NEW IMPORT | N | | Y | 129.45 | FT | 811 |
| 20.000 | 0.500 | 20x500 ARO NEW SURPLUS | N | | | 104.23 | FT | 1,643 |
| 20.000 | 0.500 | 20x500 NEW MMU | N | Y | Y | 104.23 | FT | 330 |
| 20.000 | 0.500 | 20x500w ARO NEW | N | | | 104.23 | FT | 289 |
| 20.000 | 0.500 | 20x500w BARE/FBE NEW SURPLUS | N | | | 104.23 | FT | 335 |
| 20.000 | 0.500 | 20x500w BARE/FBE NEW SURPLUS | N | | | 104.23 | FT | 761 |
| 20.000 | 0.500 | 20x500w FBE NEW SURPLUS | N | | | 104.23 | FT | 437 |
| 20.000 | 0.500 | 20x500w NEW | N | | | 104.23 | FT | 550 |
| 20.000 | 0.500 | 20x500w PITTED NEW SURPLUS | N | | | 104.23 | FT | 430 |
| 20.000 | 0.375 | 20x350/400w CTE USED | U | | | 78.68 | FT | 356 |
| 20.000 | 0.375 | 20x375w NEW MMU | N | Y | Y | 78.67 | FT | 1,889 |
| 20.000 | 0.281 | 20x281w CULVERT STOCK | U | | | 59.23 | FT | 319 |
| 20.000 | 0.250 | 20x250w NEW MMU | N | Y | Y | 52.78 | FT | 601 |



Black's Rack

"We Combine Quality with Dependability"


| Size | Wall | Description | New/ Used | M/M | Mill Certs | Wt/Ft | UOM | Qty/Ftg Available |
|--------|-------|--------------------------------|--------------|-----|---------------|--------|-----|----------------------|
| 18.000 | 0.500 | 18x500w A500 NEW MMU | N | Y | Y | 93.54 | FT | 447 |
| 18.000 | 0.375 | 18x375w NEW MMU | N | Y | Y | 70.65 | FT | 432 |
| 18.000 | 0.313 | 18x313w NEW MMU | N | Y | Y | 59.18 | FT | 1,298 |
| 16.000 | 0.844 | 16x844w FBE NEW MMU | N | Y | Y | 136.74 | FT | 793 |
| 16.000 | 0.844 | 16x844w NEW SURPLUS | N | | | 136.74 | FT | 322 |
| 16.000 | 0.500 | 16x500w FBE NEW SURPLUS | N | | | 82.85 | FT | 469 |
| 16.000 | 0.500 | 16x500w NEW | N | | | 82.85 | FT | 1,241 |
| 16.000 | 0.375 | 16x375w A252-3 NEW MMU | N | Y | Y | 62.64 | FT | 900 |
| 16.000 | 0.375 | 16x375w FBE NEW | N | | | 62.64 | FT | 479 |
| 16.000 | 0.375 | 16x375w NEW | N | | | 62.64 | FT | 802 |
| 16.000 | 0.375 | 16x375w USED | U | | | 62.64 | FT | 234 |
| 16.000 | 0.313 | 16x313w A500 NEW MMU | N | Y | Y | 52.49 | FT | 874 |
| 16.000 | 0.281 | 16x281w FBE USED | U | | | 47.25 | FT | 287 |
| 16.000 | 0.250 | 16x250w NEW MMU | N | Y | Y | 42.09 | FT | 597 |
| 14.000 | 0.375 | 14x375w A500/A252 NEW MMU | N | Y | Y | 54.62 | FT | 2,333 |
| 14.000 | 0.375 | 14x375w NEW | N | | | 54.62 | FT | 716 |
| 14.000 | 0.313 | 14x313w A252 NEW MMU | N | Y | Y | 45.80 | FT | 1,332 |
| 13.375 | 0.380 | 13.375x380w NEW | N | | | 52.81 | FT | 346 |
| 12.750 | 0.500 | 12.75x500w FBE NEW SURPLUS | N | | | 65.53 | FT | 700 |
| 12.750 | 0.500 | 12.75x500w FBE NEW SURPLUS | N | | | 65.48 | FT | 1,483 |
| 12.750 | 0.500 | 12.75x500w FBE X52 NEW SURPLUS | N | | | 65.48 | FT | 367 |
| 12.750 | 0.500 | 12.75x500w NEW | N | | | 65.48 | FT | 420 |
| 12.750 | 0.500 | 12.75x500w X52 NEW SURPLUS | N | | | 65.48 | FT | 284 |
| 12.750 | 0.375 | 12.75x375w FBE NEW | N | | | 49.61 | FT | 982 |
| 12.750 | 0.375 | 12.75x375w FBE NEW SURPLUS | N | | | 49.60 | FT | 1,190 |
| 12.750 | 0.375 | 12.75x375w FBE/ARO NEW | N | | | 49.61 | FT | 585 |
| 12.750 | 0.375 | 12.75x375w NEW | N | | | 49.61 | FT | 1,412 |
| 12.750 | 0.375 | 12.75x375w NEW MMU | N | Y | Y | 49.61 | FT | 916 |
| 12.750 | 0.375 | 12.75x375w NEW MMU | N | Y | Y | 49.61 | FT | 1,321 |
| 12.750 | 0.344 | 12.75x344w FBE NEW | N | | | 45.62 | FT | 301 |



Black's Rack

"We Combine Quality with Dependability"

| Size | Wall | Description | New/Used | M/M | Mill Certs | Wt/Ft | UOM | Qty/Ftg Available |
|--------|-------|--------------------------------|----------|-----|------------|-------|-----|-------------------|
| 12.750 | 0.250 | 12.75x250w CULVERT NEW | N | | | 33.41 | FT | 1,348 |
| 12.750 | 0.250 | 12.75x250w FBE NEW SURPLUS | N | | | 33.41 | FT | 594 |
| 12.750 | 0.250 | 12.75x250w FBE USED | U | | | 33.41 | FT | 1,705 |
| 12.750 | 0.219 | 12.75x219w FBE NEW SURPLUS | N | | | 29.34 | FT | 1,324 |
| 12.000 | 0.250 | 12.00x250w NEW | N | | | 31.43 | FT | 1,320 |
| 12.000 | 0.188 | 12.00x188w NEW | N | | | 23.74 | FT | 315 |
| 12.000 | 0.180 | 12.00x180w NEW | N | | | 22.74 | FT | 320 |
| 10.750 | 0.844 | 10.75x844w SCH 120 NEW SURPLUS | N | | | 89.38 | FT | 143 |
| 10.750 | 0.725 | 10.75x725w NEW | N | | | 77.70 | FT | 363 |
| 10.750 | 0.719 | 10.75x719w SCH100 NEW SURPLUS | N | | | 77.10 | FT | 182 |
| 10.750 | 0.594 | 10.75x594w NEW SURPLUS | N | | | 64.49 | FT | 689 |
| 10.750 | 0.545 | 10.75x545w TnC CASING USED | U | | | 59.44 | FT | 484 |
| 10.750 | 0.500 | 10.75x500w FBE NEW SURPLUS | N | | | 54.84 | FT | 1,082 |
| 10.750 | 0.500 | 10.75x500w NEW SURPLUS | N | | | 54.79 | FT | 863 |
| 10.750 | 0.365 | 10.75x365w FBE NEW | N | | | 40.52 | FT | 401 |
| 10.750 | 0.365 | 10.75x365w FBE NEW MMU | N | Y | Y | 40.52 | FT | 782 |
| 10.750 | 0.365 | 10.75x365w FBE NEW MMU | N | Y | Y | 40.52 | FT | 1,638 |
| 10.750 | 0.365 | 10.75x365w FBE NEW SURPLUS | N | | | 40.52 | FT | 1,253 |
| 10.750 | 0.365 | 10.75x365w NEW | N | | | 40.52 | FT | 1,210 |
| 10.750 | 0.365 | 10.75x365w NEW MMU | N | Y | Y | 40.52 | FT | 468 |
| 10.750 | 0.365 | 10.75x365w NEW MMU | N | Y | Y | 40.52 | FT | 488 |
| 10.750 | 0.279 | 10.75x279w FBE NEW SURPLUS | N | | | 31.23 | FT | 1,000 |
| 10.750 | 0.279 | 10.75x279w NEW SURPLUS | N | | | 31.23 | FT | 1,114 |
| 10.750 | 0.250 | 10.75x250w FBE NEW | N | | | 28.06 | FT | 389 |
| 10.750 | 0.250 | 10.75x250w FBE NEW SURPLUS | N | | | 28.06 | FT | 1,905 |
| 10.750 | 0.250 | 10.75x250w NEW IMPORT | N | | Y | 28.06 | FT | 1,593 |
| 10.000 | 0.250 | 10.00x250w A252-3 NEW IMPORT | N | | Y | 26.08 | FT | 268 |
| 9.625 | 0.312 | 9.625x312w NEW CASING | N | | | 32.30 | FT | 651 |
| 9.625 | | 9.625 MXD WTS CULVERT | U | | | - | FT | 314 |
| 8.625 | 0.500 | 8.625x500w NEW MMU | N | Y | Y | 43.43 | FT | 319 |



Black's Rack

"We Combine Quality with Dependability"


| Size | Wall | Description | New/Used | M/M | Mill Certs | Wt/Ft | UOM | Qty/Ftg Available |
|-------|-------|--------------------------------|----------|-----|------------|-------|-----|-------------------|
| 8.625 | 0.500 | 8.625x500w NEW MMU | N | Y | Y | 43.43 | FT | 1,473 |
| 8.625 | 0.322 | 8.625x322w ARO NEW SURPLUS | N | | | 28.58 | FT | 796 |
| 8.625 | 0.322 | 8.625x322w FBE NEW | N | | | 28.58 | FT | 1,842 |
| 8.625 | 0.322 | 8.625x322w FBE NEW | N | | | 28.58 | FT | 2,685 |
| 8.625 | 0.322 | 8.625x322w FBE NEW | N | | | 28.58 | FT | 3,485 |
| 8.625 | 0.322 | 8.625x322w NEW | N | | | 28.58 | FT | 562 |
| 8.625 | 0.322 | 8.625x322w NEW | N | | | 28.58 | FT | 2,939 |
| 8.625 | 0.322 | 8.625x322w NEW MMU | N | Y | Y | 28.58 | FT | 3,206 |
| 8.625 | 0.322 | 8.625x322w USED | U | | | 28.54 | FT | 367 |
| 8.625 | 0.250 | 8.625x250w FBE NEW | N | | | 22.38 | FT | 580 |
| 8.625 | 0.250 | 8.625x250w NEW MMU | N | Y | Y | 22.38 | FT | 483 |
| 8.625 | 0.219 | 8.625x219w FBE & ARO USED | U | | | 19.68 | FT | 5,044 |
| 8.625 | 0.219 | 8.625x219w FBE NEW SURPLUS | N | | | 19.68 | FT | 914 |
| 8.625 | 0.188 | 8.625x188w NEW MMU | N | Y | Y | 16.96 | FT | 2,526 |
| 8.625 | 0.188 | 8.625x188w SCRAPED CLEAN USED | U | | | 16.96 | FT | 1,774 |
| 8.625 | - | 8.625in POND DRAIN or CULVERTS | U | | | - | FT | 2,860 |
| 7.000 | 0.317 | 7.00x317w TnC CASING NEW | N | | | 22.65 | FT | 2,256 |
| 6.625 | 0.280 | 6.625x280w A500 NEW MMU | N | Y | Y | 18.99 | FT | 519 |
| 6.625 | 0.280 | 6.625x280w ARO NEW | N | | | 18.99 | FT | 353 |
| 6.625 | 0.280 | 6.625x280w CLEANED USED | U | | | 18.99 | FT | 3,148 |
| 6.625 | 0.280 | 6.625x280w FBE NEW | N | | | 19.03 | FT | 874 |
| 6.625 | 0.280 | 6.625x280w NEW | N | | | 18.99 | FT | 1,314 |
| 6.625 | 0.188 | 6.625x188w FBE NEW SURPLUS | N | | | 12.93 | FT | 1,784 |
| 6.625 | 0.188 | 6.625x188w USED | U | | | 12.94 | FT | 1,357 |
| 6.625 | 0.156 | 6.625x156w FBE NEW SURPLUS | N | | | 10.80 | FT | 1,016 |
| 4.500 | 0.237 | 4.50x237w FBE NEW MMU | N | Y | Y | 10.80 | FT | 428 |
| 4.500 | 0.237 | 4.50x237w NEW MMU | N | Y | Y | 10.80 | FT | 1,689 |
| 5.500 | - | 5.50in MXD WTS NEW STRUCT | N | | | 17.00 | FT | 628 |
| 5.500 | - | 5.50in STRUCTURAL USED | U | | | 15.50 | FT | 5,692 |
| 4.500 | 0.337 | 4.50x337w FBE NEW | N | | | 14.98 | FT | 1,011 |



Black's Rack

"We Combine Quality with Dependability"


| Size | Wall | Description | New/ Used | M/M | Mill Certs | Wt/Ft | UOM | Qty/Ftg Available |
|--------|-------|--------------------------------|--------------|-----|---------------|-------|-----|----------------------|
| 4.500 | 0.250 | 4.50x250w NEW | N | | | 11.33 | FT | 3,860 |
| 4.500 | 0.237 | 4.50x237w FBE USED | U | | | 10.80 | FT | 912 |
| 4.500 | 0.237 | 4.50x237w NEW | N | | | 10.80 | FT | 575 |
| 4.500 | 0.188 | 4.50x188w FBE NEW | N | | | 8.66 | FT | 2,265 |
| 4.500 | 0.156 | 4.50x156w FBE USED | U | | | 7.24 | FT | 14,561 |
| 4.500 | - | 4.50in MXD WTS GOOD USED | U | | | 10.50 | FT | 4,482 |
| 4.000 | 0.134 | 4.00x134w 10ga USED | U | | | 5.54 | FT | 2,328 |
| 3.500 | 0.254 | 3.50in TUBING USED | U | | | 9.30 | FT | 8,948 |
| 3.500 | 0.216 | 3.50x216w FBE NEW | N | | | 7.58 | FT | 2,227 |
| 3.500 | 0.188 | 3.50x188w NEW FBE | N | | | 6.65 | FT | 1,433 |
| 2.875 | 0.217 | 2.875x217w PE TUBING NEW | N | | | 6.17 | FT | 6,649 |
| 2.375 | 0.218 | 2.375x218w FBE NEW | N | | | 5.02 | FT | 4,614 |
| 2.375 | 0.218 | 2.375x218w SCH 80 NEW | N | | | 5.02 | FT | 1,289 |
| 2.375 | 0.190 | 2.375in TUBING USED | U | | | 4.70 | FT | 4,126 |
| 2.375 | 0.154 | 2.375x154w NEW MMU | N | Y | Y | 3.66 | FT | 1,428 |
| 2.375 | - | 2.375x174w PE TUBING NEW | N | | | 4.09 | FT | 7,083 |
| 1.900 | 0.145 | 1.50x145w NEW MMU | N | Y | Y | 2.72 | FT | 3,008 |
| 1.900 | 0.145 | 1.50x145w NEW REJECT | N | | | 2.72 | FT | 3,020 |
| 1.660 | 0.140 | 1.250x140w NEW | N | | | 2.27 | FT | 2,121 |
| 1.660 | 0.116 | 1.250in 11ga NEW | N | | | 1.45 | FT | 2,479 |
| 1.315 | 0.133 | 1.00x133w A53-A NEW IMPORT | N | | Y | 1.68 | FT | 32,340 |
| 1.050 | 0.113 | 0.75x113w A53-A NEW IMPORT | N | | Y | 1.13 | FT | 91,271 |
| 0.840 | 0.109 | 0.50x109w A53-A NEW IMPORT | N | | Y | 0.85 | FT | 286,947 |
| 0.840 | 0.109 | 0.50x109w NEW REJECT | N | | | 0.86 | FT | 22,785 |
| 0.840 | 0.109 | 0.50x109w TnC A53-A NEW IMPORT | N | | Y | 0.85 | FT | 600 |
| 0.500 | 0.109 | 0.50x109w TnC A53-A NEW IMPORT | N | | Y | 0.85 | FT | 24,000 |
| 0.500 | 0.109 | 0.50x109w TnC NEW | N | | | 0.85 | FT | 5,760 |
| 4.500 | 0.237 | 4.50x237w A53 GALVANIZED PIPE | N | | | 10.79 | FT | 2,226 |
| 14.000 | 0.312 | 14x10x312w RECT TUBE NEW | N | | | 48.86 | FT | 80 |
| 12.000 | 0.375 | 12x375w SQ TUBE NEW | N | | | 58.10 | FT | 300 |



Black's Rack

"We Combine Quality with Dependability"


| Size | Wall | Description | New/ Used | M/M | Mill Certs | Wt/Ft | UOM | Qty/Ftg Available |
|--------|-------|-------------------------------|--------------|-----|---------------|-------|-----|----------------------|
| 12.000 | 0.375 | 12x375w SQ TUBE NEW MMU | N | Y | Y | 58.10 | FT | 370 |
| 10.000 | 0.500 | 10x500w SQ TUBE NEW MMU | N | Y | Y | 62.46 | FT | 321 |
| 10.000 | 0.500 | 10x8x500w RECT TUBE NEW | N | | | 55.66 | FT | 80 |
| 10.000 | 0.375 | 10x375w SQ TUBE NEW | N | Y | Y | 47.90 | FT | 477 |
| 10.000 | 0.250 | 10x250w SQ TUBE NEW | N | | | 32.63 | FT | 119 |
| 10.000 | 0.250 | 10x250w SQ TUBE NEW MMU | N | Y | Y | 32.63 | FT | 241 |
| 10.000 | 0.188 | 10x4x188w RECT TUBE NEW | N | | | 17.08 | FT | 352 |
| 8.000 | 0.500 | 8x6x500w RECT TUBE NEW | N | | | 42.05 | FT | 160 |
| 8.000 | 0.375 | 8x375w SQ TUBE NEW | N | | | 37.69 | FT | 103 |
| 8.000 | 0.375 | 8x375w SQ TUBE NEW | N | | | 37.69 | FT | 241 |
| 8.000 | 0.375 | 8x375w SQ TUBE NEW MMU | N | Y | Y | 37.69 | FT | 673 |
| 8.000 | 0.313 | 8x313w SQ TUBE NEW MMU | N | Y | Y | 31.84 | FT | 561 |
| 8.000 | 0.312 | 8x312w SQ TUBE NEW | N | | | 31.84 | FT | 100 |
| 8.000 | 0.250 | 8x250w SQ TUBE NEW | N | | | 25.82 | FT | 166 |
| 8.000 | 0.250 | 8x250w SQ TUBE NEW MMU | N | Y | Y | 25.85 | FT | 481 |
| 8.000 | 0.188 | 8x4x188w RECT TUBE NEW | N | | | 14.53 | FT | 160 |
| 7.000 | 0.250 | 7x250w SQ TUBE NEW | N | | | 22.42 | FT | 132 |
| 6.000 | 0.500 | 6x500w SQ TUBE NEW | N | | | 35.24 | FT | 98 |
| 6.000 | 0.375 | 6x375w SQ TUBE NEW | N | | | 27.48 | FT | 1,805 |
| 6.000 | 0.375 | 6x375w SQ TUBE NEW MMU | N | Y | Y | 27.48 | FT | 210 |
| 6.000 | 0.312 | 6x3x312w RECT TUBE NEW | N | | | 16.96 | FT | 118 |
| 6.000 | 0.250 | 6x250w SQ TUBE NEW | N | | | 19.02 | FT | 120 |
| 6.000 | 0.250 | 6x250w SQ TUBE NEW | N | | | 19.02 | FT | 448 |
| 6.000 | 0.188 | 6x188w SQ TUBE NEW | N | | | 14.53 | FT | 468 |
| 6.000 | 0.188 | 6x2x188 RECT TUBE NEW | N | | | 9.42 | FT | 262 |
| 6.000 | 0.120 | 6x2x120w RECT TUBE NEW | N | | | 6.46 | FT | 280 |
| 6.000 | 0.083 | 6x2x083w SQ TUBING NEW REJECT | N | | | 4.36 | FT | 466 |
| 5.000 | 0.375 | 5x375w SQ TUBE NEW | N | | | 22.37 | FT | 480 |
| 4.000 | 0.500 | 4x500w SQ TUBE NEW MMU | N | Y | Y | 21.63 | FT | 288 |
| 4.000 | 0.375 | 4x375w SQ TUBE NEW MMU | N | Y | Y | 17.27 | FT | 182 |



Black's Rack

"We Combine Quality with Dependability"

| Size | Wall | Description | New/ Used | M/M | Mill Certs | Wt/Ft | UOM | Qty/Ftg Available |
|-------|-------|-------------------------------------|--------------|-----|---------------|--------|-----|----------------------|
| 4.000 | 0.188 | 4x188w SQ TUBE NEW | N | | | 9.42 | FT | 99 |
| 4.000 | 0.120 | 4x120w 11ga SQ TUBE NEW | N | | | 6.46 | FT | 539 |
| 3.000 | 0.375 | 3x375w SQ TUBE NEW MMU | N | Y | Y | 12.17 | FT | 480 |
| 3.000 | 0.250 | 3x250w SQ TUBE NEW | N | | | 8.81 | FT | 165 |
| 3.000 | 0.250 | 3x2x250w SQ TUBING NEW | N | | | 7.11 | FT | 618 |
| 3.000 | 0.188 | 3x188w SQ TUBE NEW | N | | | 6.87 | FT | 498 |
| 3.000 | 0.083 | 3x14ga SQ TUBE NEW | N | | | 3.26 | FT | 380 |
| 2.500 | 0.250 | 2.50x250w SQ TUBE NEW | N | | | 7.65 | FT | 331 |
| 2.500 | 0.250 | 2.50x250w SQ TUBE NEW | N | | | 7.65 | FT | 440 |
| 2.500 | 0.188 | 2.50x188w SQ TUBE NEW | N | | | 5.59 | FT | 95 |
| 2.000 | 0.188 | 2x188w SQ TUBE NEW | N | | | 4.32 | FT | 10,752 |
| 6.000 | 0.500 | 6in x .500in FLAT BAR | N | | | 10.21 | FT | 491 |
| 2.000 | 0.250 | 2in x .250in FLAT BAR | N | | | 1.74 | FT | 2,900 |
| 1.125 | - | 1.125in HR SQ BAR C1045 | N | | | 4.31 | FT | 1,258 |
| 1.000 | 0.250 | 1in x .250in FLAT BAR NEW | N | | | 0.85 | FT | 5,270 |
| 0.500 | | 0.500 HR SQUARE BAR NEW | N | | | 0.85 | FT | 5,200 |
| 6.000 | 0.320 | 6x6x25lb WF BEAM NEW | N | | | 25.00 | FT | 552 |
| 6.000 | - | 6x200web CHANNEL IRON NEW | N | | | 8.20 | FT | 740 |
| 4.000 | 0.375 | 4x4x375 ANGLE IRON NEW | N | | | 9.80 | FT | 2,390 |
| 4.000 | 0.250 | 4x4x.250 ANGLE IRON NEW | N | | | 6.60 | FT | 1,653 |
| 3.000 | 0.250 | 3x.250in ANGLE IRON NEW | N | | | 4.90 | FT | 2,000 |
| 3.000 | 0.188 | 3x3x188in ANGLE IRON NEW | N | | | 3.71 | FT | 1,071 |
| 2.500 | 0.250 | 2.50x2.50x250w ANGLE IRON NEW | N | | | 4.10 | FT | 1,180 |
| 2.500 | 0.188 | 2.50x2.50x188w ANGLE IRON NEW | N | | | 3.07 | FT | 2,820 |
| 2.000 | 0.140 | 2x1x125in CHANNL IRON NEW | N | | | 1.59 | FT | 620 |
| 2.000 | - | 2in x .250in ANGLE IRON NEW | N | | | 3.19 | FT | 1,300 |
| 1.500 | 0.250 | 1.50in x .250in ANGLE IRON | U | | | 2.34 | FT | 3,300 |
| 1.063 | - | NEW PLATE STEEL 1.063in | N | | | 43.39 | LB | 3,611 |
| 0.500 | - | NEW PLATE STEEL 0.500in | N | | | - | LB | 3,716 |
| 0.500 | - | NEW PLATE STEEL 0.500in- 4x7 SHEETS | N | | | 571.74 | PC | 9 |



Black's Rack

"We Combine Quality with Dependability"

| Size | Wall | Description | New/Used | M/M | Mill Certs | Wt/Ft | UOM | Qty/Ftg Available |
|-------|------|-------------------------------------|----------|-----|------------|--------|-----|-------------------|
| 0.500 | - | NEW PLATE STEEL 0.500in- 6x8 SHEETS | N | | | 980.12 | PC | 32 |
| 0.375 | - | NEW PLATE 0.375-4x7ft SHEETS | N | | | 428.80 | PC | 6 |
| 0.375 | - | NEW PLATE 0.375-4x8ft SHEETS | N | | | 490.06 | PC | 43 |
| 0.375 | - | NEW PLATE 0.375-5x8ft SHEETS | N | | | 612.58 | PC | 5 |
| 0.375 | - | NEW PLATE 0.375-6x6.17ft SHEETS | N | | | 566.63 | PC | 6 |
| 0.312 | - | NEW PLATE 0.312-6x10ft SHEET | N | | | 764.49 | PC | 53 |
| 0.250 | | NEW PLATE 0.250in-4x8ft SHEET | N | | | 326.72 | PC | 139 |
| 0.250 | | NEW PLATE 0.250in-5x10ft SHEET | N | | | 510.48 | PC | 42 |
| 0.105 | | NEW TREAD PLATE 0.105in-4x5ft 12ga | N | | | 108.50 | PC | 19 |

Contact one of our Sales Team Members

Jesse Edmonson, Sales Account Manager
JesseE@frankblackpipe.com
D: 620.718.6005

Dustin Underwood, Sales & Business Development Manager
DustinU@frankblackpipe.com
D: 620.241.2689



Ben Hornbeck, Logistics & Sales Coordinator
BenH@frankblackpipe.com
D: 620.718.6007



Lynne Underwood, General Manager
LynneU@frankblackpipe.com
O: 620.241.2582

rightpipe. rightprice. rightpeople.